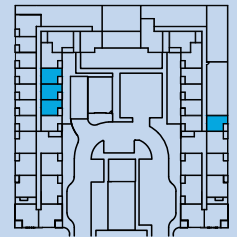
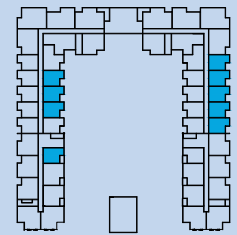


UNIT A1
1 BED | 1 BATH
604 SQ.FT

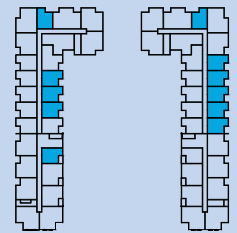
Dimensions, sizes, specifications, layouts and materials are approximate only and subject to change without notice. E.&O.E.



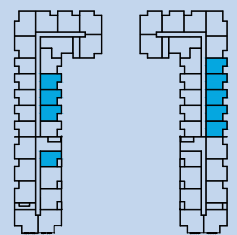
LEVEL 01



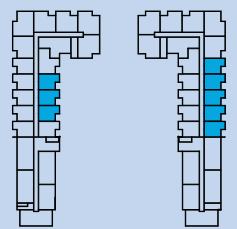
LEVEL 02



LEVEL 03



LEVEL 04 + 05



LEVEL 06